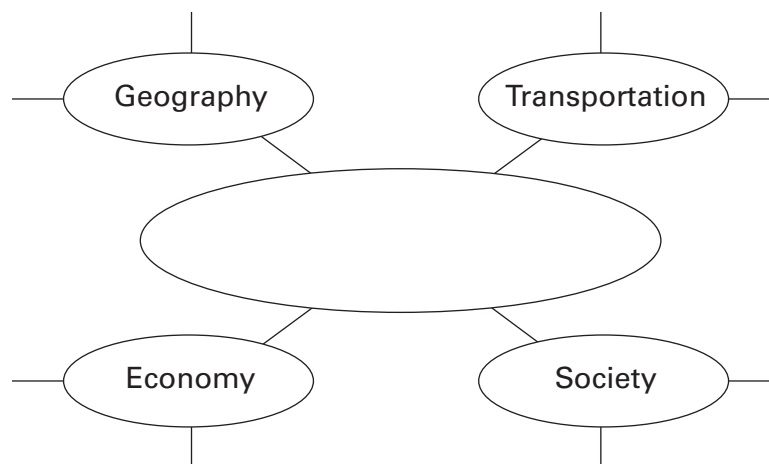


# The Worlds of North and South

## ***How was life in the North different from life in the South?***

### PREVIEW

Write the name of your community in the center of the spoke diagram. Then, for each spoke coming from “Geography,” “Transportation,” “Economy,” and “Society,” write a phrase or sentence that describes that aspect of your community. Also draw a simple sketch to illustrate each phrase or sentence. For example, if you live in Los Angeles, you might write “hot climate” on one of the spokes from “Geography” and draw the sun.



### READING NOTES

#### **Social Studies Vocabulary**

As you complete the Reading Notes, use these terms in your answers.

deforestation

plantation

Industrial Revolution

push factor

agrarian

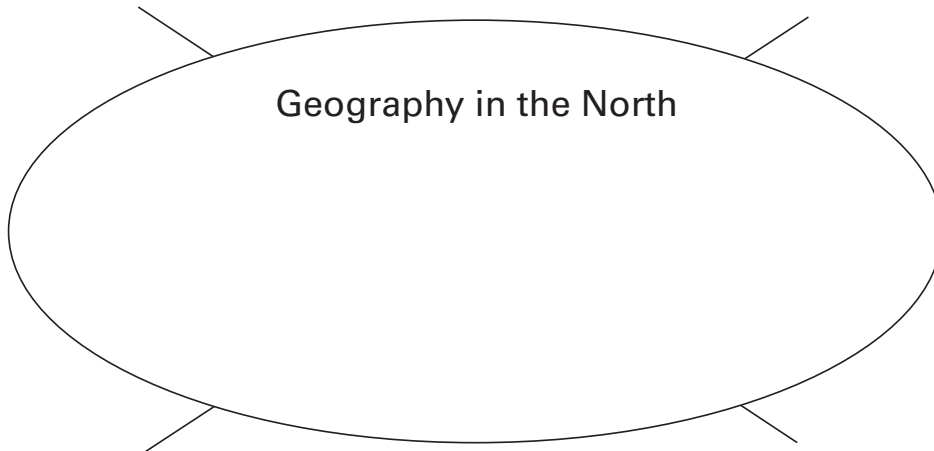
cotton gin

industrialist

pull factor

**Section 1**

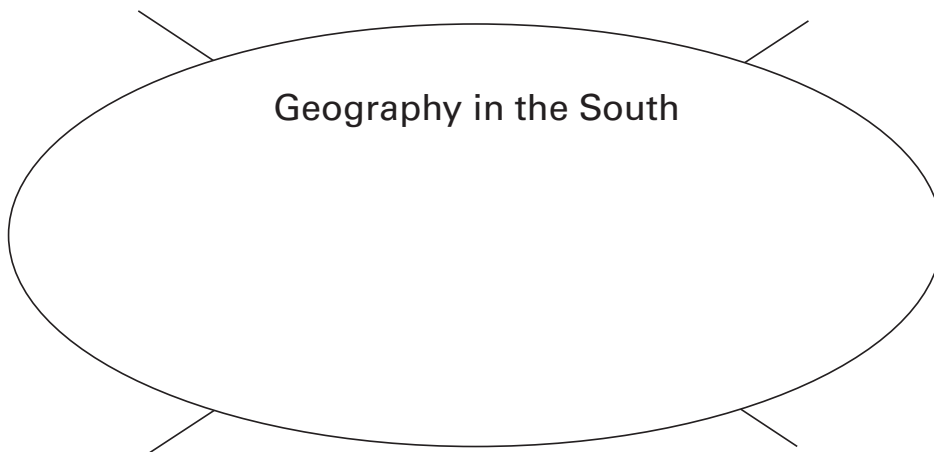
Complete the spoke diagram. Label each spoke with a phrase or sentence describing a related feature. In the oval, make a sketch to illustrate the geography in the North.



---


**Section 2**

Complete the spoke diagram. Label each spoke with a phrase or sentence describing a related feature. In the oval, make a sketch to illustrate the geography in the South.



**Section 3**

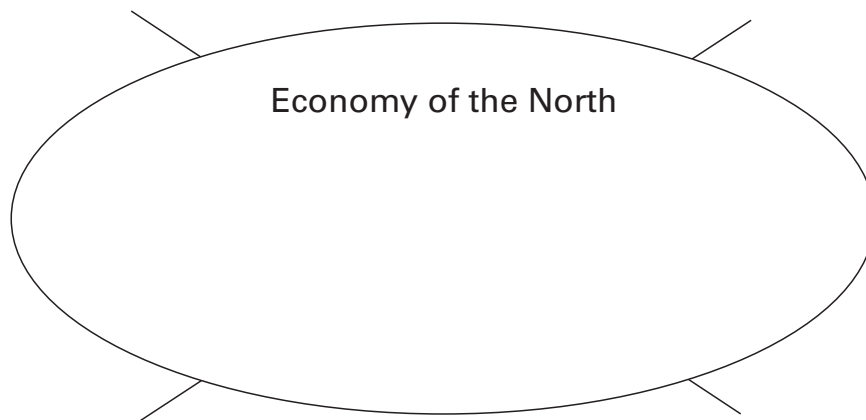
Complete the spoke diagram. Label each spoke with a phrase or sentence describing a related feature. In the oval, make a sketch to illustrate the economy of the South.



How did technological developments affect agriculture in the South?

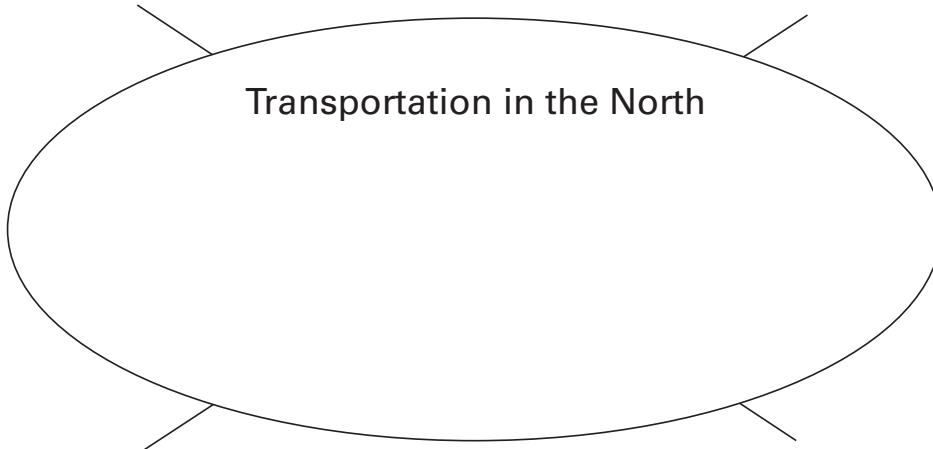
**Section 4**

Complete the spoke diagram. Label each spoke with a phrase or sentence describing a related feature. In the oval, make a sketch to illustrate the economy of the North.



**Section 5**

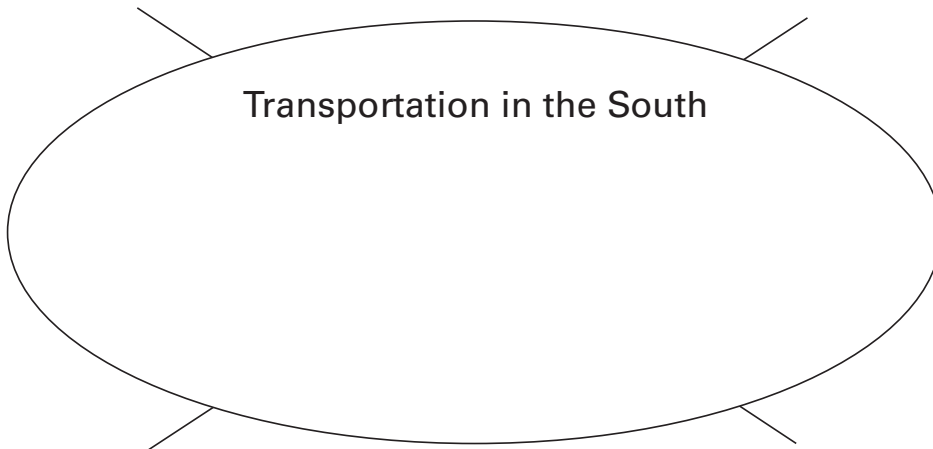
Complete the spoke diagram. Label each spoke with a phrase or sentence describing a related feature. In the oval, make a sketch to illustrate transportation in the North.



---


**Section 6**

Complete the spoke diagram. Label each spoke with a phrase or sentence describing a related feature. In the oval, make a sketch to illustrate transportation in the South.




**Section 7**

Complete the spoke diagram. Label each spoke with a phrase or sentence describing a related feature. In the oval, make a sketch to illustrate society in the South.



**Section 8**

Complete the spoke diagram. Label each spoke with a phrase or sentence describing a related feature. In the oval, make a sketch to illustrate society in the North.



**P R O C E S S I N G**

In the space below, make a drawing of the North and a drawing of the South to show how life was different in the two places. In each drawing, include at least one key feature of the area's geography, economy, transportation, and society. Label and describe each key feature on your drawings.

## R E A D I N G   F U R T H E R

**Preparing to Write: Recording Details**

Primary source materials tell us a great deal about life during the Industrial Revolution. In Lowell, Massachusetts, for example, both mill workers and visitors described their experiences. They wrote letters, diaries, books, and newspaper articles. The details they recorded help us better understand that time and place.

Describe life in Lowell in the mid-1800s.

What would you have seen in the factories in Lowell?

Describe the people you would have seen in the factories.

Outside of the mills, what were workers' lives like?

### Writing Diary Entries

Suppose you were a mill worker in Lowell in the mid-1800s. You are keeping a diary of your experiences. Write one entry to describe your feelings and experiences soon after you arrived in Lowell. Write a second entry to describe your feelings and experiences a year later. Include factual details in your entries.

Use this rubric to evaluate your diary entries. Make changes in your entries if you need to.

Score	Description
3	The diary entries clearly describe feelings and experiences. They include factual details. There are no spelling or grammar errors.
2	The diary entries describe feelings and experiences. They include details. There are few spelling or grammar errors.
1	The diary entries do not describe feelings and experiences. They do not include details. There are many spelling or grammar errors.