

UNIT

4

Europe

*Notre Dame Cathedral,
Paris*

Chapter **13** *Natural Environments of Europe*

Chapter **14** *Northern and Western Europe*

Chapter **15** *Central Europe*

Chapter **16** *Southern Europe and the Balkans*

CONNECTING TO *Literature*


From “Pericles’ Funeral Oration” in **THUCYDIDES’ HISTORY OF THE PELOPONNESIAN WAR**

translated by Benjamin Jowett



Thucydides’ *History of the Peloponnesian War* is still read for the insights it provides into the conduct of war. In this excerpt Pericles is speaking at the funeral of those Athenians who have died in the war.

Our form of government does not enter into rivalry with the institutions of others. We do not copy our neighbors, but are an example to them. It is true that we are called a democracy, for the administration is in the hands of the many and not of the few. But while the law secures equal justice to all alike in their private disputes, the claim of excellence is also recognized; and when a citizen is in any way distinguished, he is preferred to the public service, not as a matter of privilege, but as the reward of merit. Neither is poverty a bar, but a man may benefit his country whatever be the obscurity of his condition. There is no exclusiveness in our public life, and in our private intercourse we are not suspicious of one another, nor angry with our neighbor if he does what he likes; we do not put on sour looks at him which, though harmless, are not pleasant. While we are thus



unconstrained in our private intercourse, a spirit of reverence pervades our public acts. . . .

. . . I would have you day by day fix your eyes upon the greatness of Athens, until you become filled with the love of her; and when you are impressed by the spectacle of her glory, reflect that this empire has been acquired by men who knew their duty and had the courage to do it, who in the hour of conflict had the fear of dishonor always present to them, and who, if ever they failed in an enterprise, would not allow their virtues to be lost to their country, but freely gave their lives to her as the fairest offering which they could present at her feast. The sacrifice which they collectively made was individually repaid to them; for they received again each one for himself a praise which grows not old. . . . Make them your examples.

Analyzing the Primary Source

1. **Analyzing Information** How does Pericles appeal to Athenians?
2. **Supporting a Point of View** How do you think Athenian ideals are reflected in American democracy?

The World in Spatial Terms

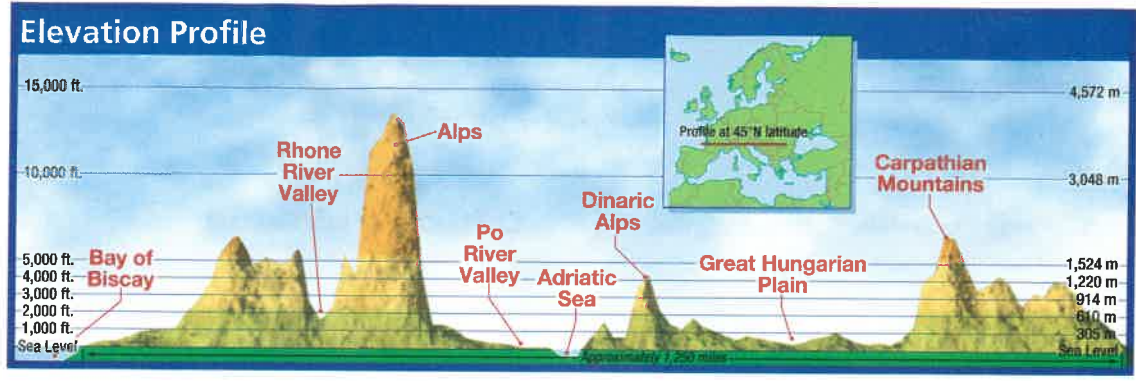
Europe: Political

- 1. Places and Regions** Which European countries are island countries?
- 2. Places and Regions** Compare this map to the physical map. Which two countries occupy the Scandinavian Peninsula?

Critical Thinking

- 3. Analyzing Information** Compare this map to the physical map. Where in Europe do political boundaries coincide with physical barriers?





Europe: Physical



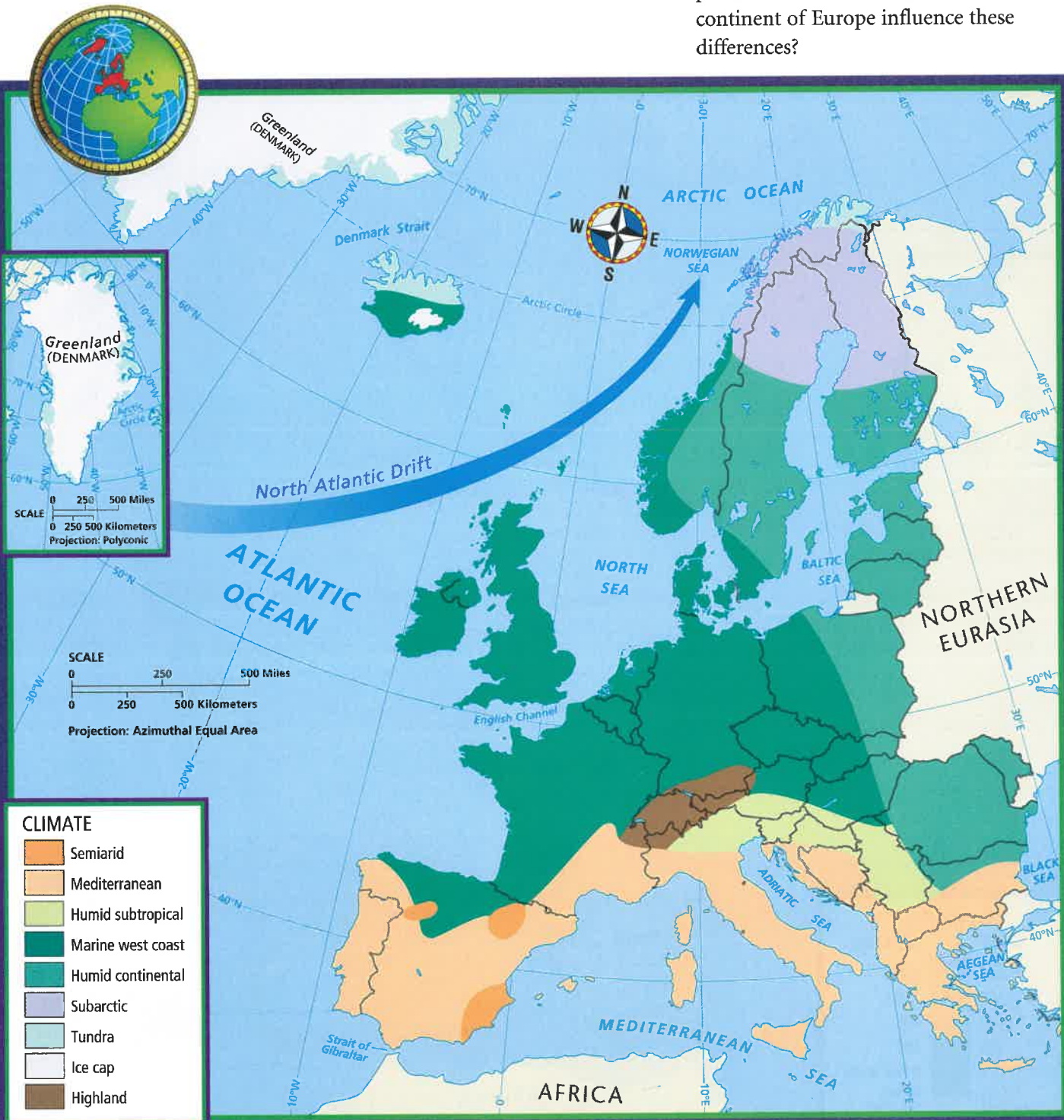
ELEVATION	
FEET	METERS
13,120	4,000
6,560	2,000
1,640	500
656	200
(Sea level) 0	0 (Sea level)
Below sea level	Below sea level

Europe: Climate

- Physical Systems** Which climates cover large parts of Europe?
- Physical Systems** Which climate types are not found in Europe? Why do you think this is so?

Critical Thinking

- Comparing** How is the climate of western Europe different from that of eastern Europe? How might the positions of these two areas on the continent of Europe influence these differences?



Europe: Precipitation

- Physical Systems** Compare this map to the climate map. How much precipitation falls in Spain's semiarid regions?
- Places and Regions** Compare this map to the political map. How much precipitation do most areas in France and Germany receive?

Critical Thinking

- Analyzing Information** Which areas receive the most precipitation? Why do you think this is so?

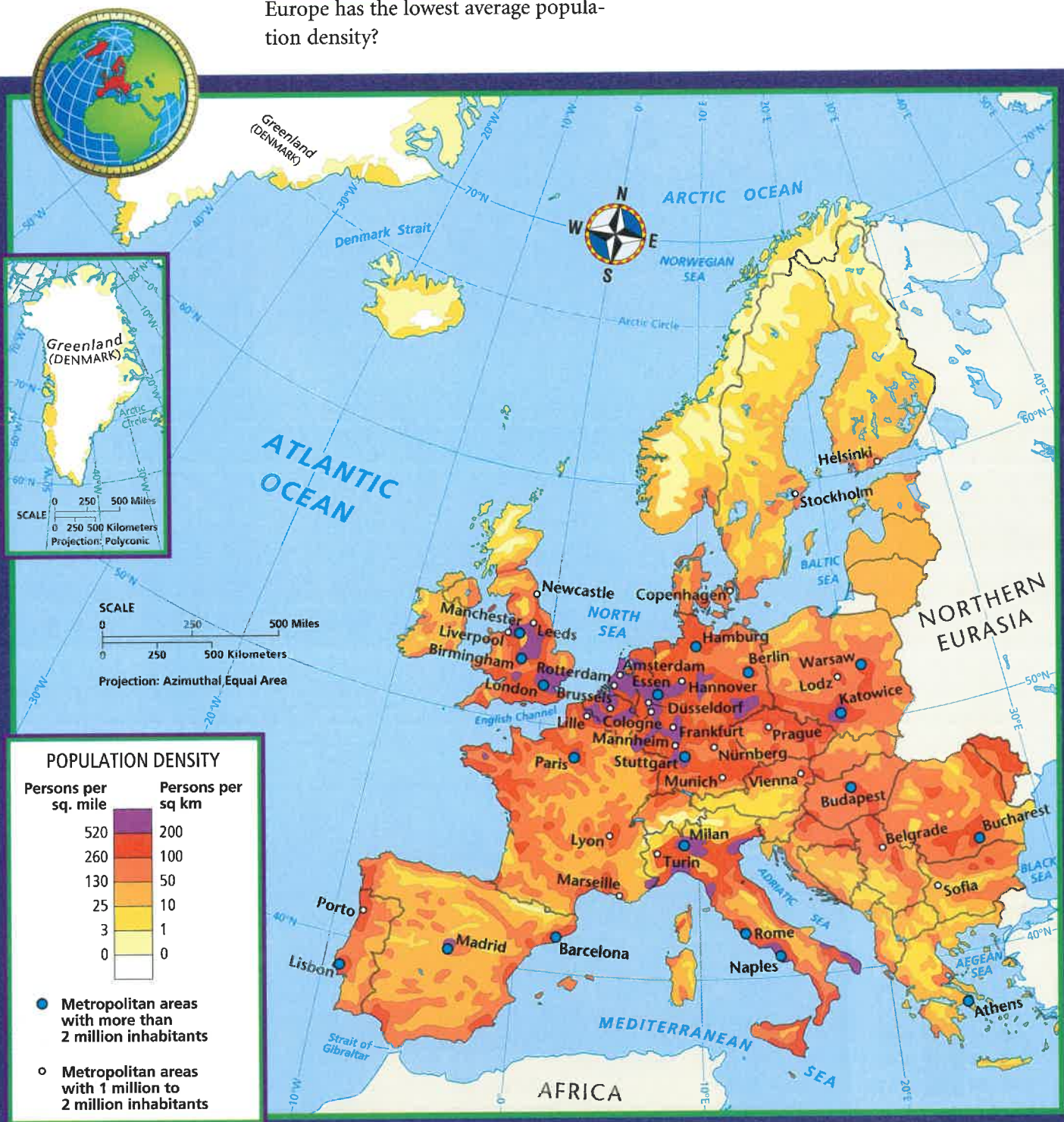


Europe: Population

- 1. Environment and Society** Compare this map to the physical map. What major lowland region in Europe has a high population density?
- 2. Places and Regions** Which country in Europe has the lowest average population density?

Critical Thinking

- 3. Drawing Inferences** Compare this map to the physical and climate maps. Why do you think Europe's average population density is so high?

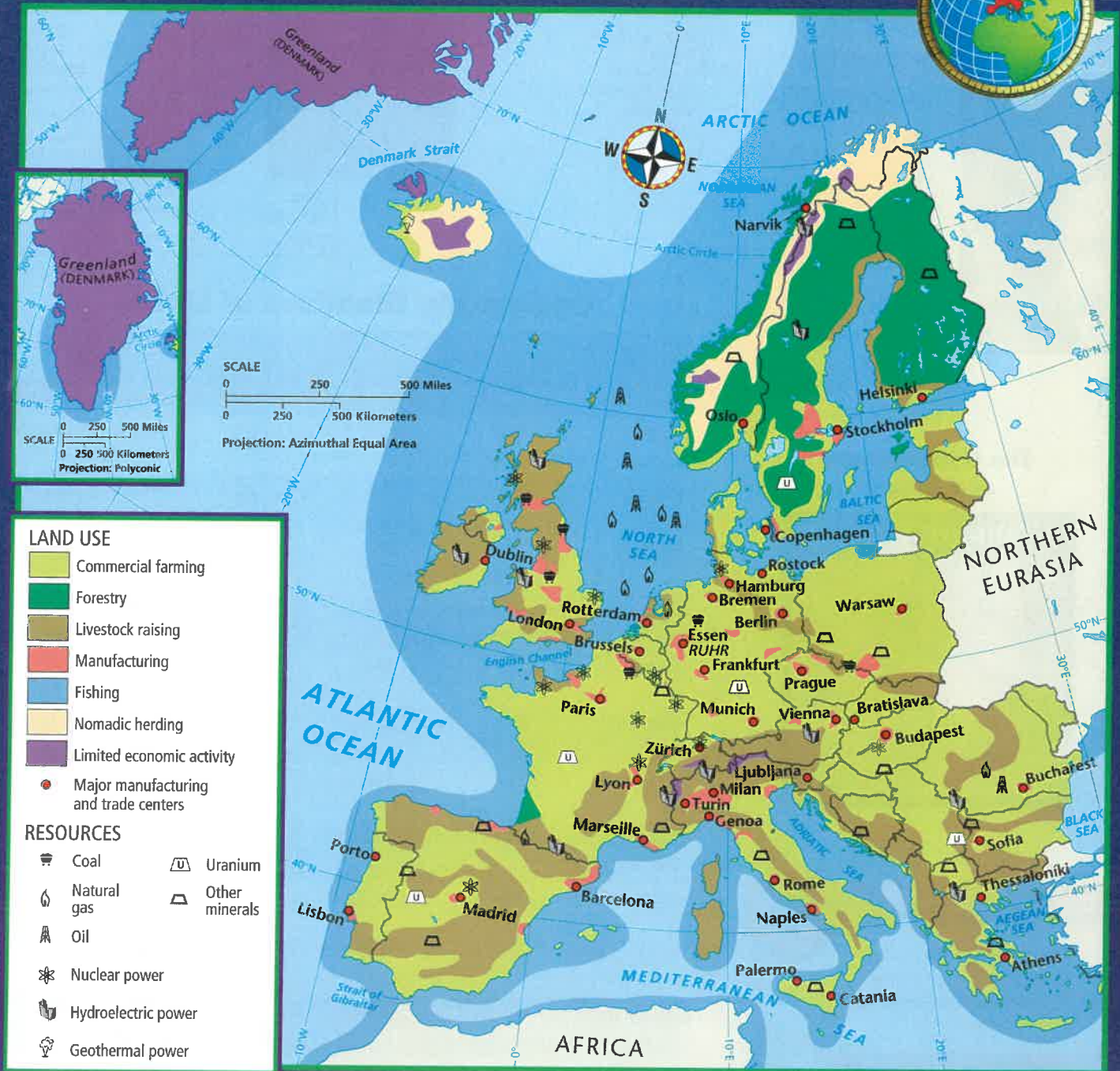


Europe: Land Use and Resources

- Places and Regions** What are the main economic resources of the North Sea?
- Human Systems** What is the most widespread type of land use in Europe?


Critical Thinking

- Drawing Inferences** Is subsistence agriculture found in Europe? What does this indicate about Europe's level of economic development?



UNIT
4
ATLAS

Time Line: Europe



1000 1300 1400 1800 1900

1066
William of Normandy conquers England.



1347
The Black Death begins its sweep across Europe.

1492
Moors surrender their last stronghold in Spain. Columbus reaches the Americas.

1800s
The steam engine revolutionizes transportation across Britain and Europe.



1914
World War I erupts.

1939
Germany invades Poland, sparking World War II.

1990
East and West Germany are reunited.

1991
Soviet Union collapses.

1957
The European Economic Community, or EEC, is created. Later, it evolves into the European Union.

The United States and Europe

Comparing Sizes



Comparing Standard of Living

COUNTRY	LIFE EXPECTANCY MALE (at birth, 2006)	LIFE EXPECTANCY FEMALE (at birth, 2006)	INFANT MORTALITY (per 1,000 births)	LITERACY RATE	DAILY CALORIC INTAKE (per person)
Albania	74.8	80.3	20.8	86.5%	2,874
France	76.1	83.5	4.2	99.0%	3,623
Germany	75.8	82	4.1	99.0%	3,484
Greece	76.7	81.9	5.4	97.5%	3,666
Ireland	75.1	80.5	5.3	99.0%	3,717
Moldova	75.1	82	38.4	99.1%	2,729
Poland	71	79.2	7.2	99.8%	3,366
Serbia and Montenegro*	72.4	77.8	12.5	96.4%	2,703
Spain	76.3	83.2	4.4	97.9%	3,421
United Kingdom	76.1	81.1	5.1	99.0%	3,450
United States	75	80.9	6.4	99%	3,754

*On May 21, 2006, Montenegro voted to secede from its union with Serbia to become an independent nation.

Sources: U.S. Census Bureau, CIA World Factbook, Food and Agriculture Organization

internet connect



GO TO: go.hrw.com
KEYWORD: SW3 Almanac
FOR: Additional information and reference sources

Fast Facts: Europe












FLAG	COUNTRY Capital	POPULATION	POPULATION DENSITY (per sq. mi.)	AREA	PER CAPITA GDP (in US \$)	ELECTRICITY CONSUMPTION (kilowatt hours per person)	TELEPHONE LINES (per 100 people)
	Albania Tiranë	3,581,655	338.5	11,100 sq. mi. 28,749 sq km	\$ 4,900	1,538.4	8.3
	Andorra Andorra la Vella	71,201	409.0	181 sq. mi. 469 sq km	\$ 24,000	NA	52.3
	Austria Vienna	8,192,880	256.4	32,378 sq. mi. 83,859 sq km	\$ 32,900	7,012.2	46.2
	Belgium Brussels	10,379,067	889.1	11,780 sq. mi. 30,510 sq km	\$ 31,900	7,674.7	46.4
	Bosnia and Herzegovina Sarajevo	4,498,976	227.9	19,741 sq. mi. 51,129 sq km	\$ 6,800	1,966.8	24.0
	Bulgaria Sofia	7,385,367	173.0	42,823 sq. mi. 110,911 sq km	\$ 9,000	4,299.2	35.1
	Croatia Zagreb	4,494,749	205.9	21,831 sq. mi. 56,542 sq km	\$ 11,600	3,517.5	42.8
	Czech Republic Prague	10,235,455	337.0	30,450 sq. mi. 78,865 sq km	\$ 18,100	5,520.3	33.6
	Denmark Copenhagen	5,450,661	333.1	16,639 sq. mi. 43,095 sq km	\$ 33,400	5,813.0	64.5
	Estonia Tallinn	1,324,333	76.1	17,462 sq. mi. 45,226 sq km	\$ 16,400	5,303.7	34.0
	Finland Helsinki	5,231,372	44.3	130,128 sq. mi. 337,030 sq km	\$ 30,600	15,089.9	45.4
	France Paris	60,876,136	289.0	211,209 sq. mi. 547,029 sq km	\$ 30,000	7,118.3	56.0
	Germany Berlin	82,422,299	609.4	137,846 sq. mi. 357,020 sq km	\$ 29,800	6,192.2	66.2
	Greece Athens	10,688,058	211.6	50,942 sq. mi. 131,939 sq km	\$ 22,800	4,943.9	57.8
	Hungary Budapest	9,981,334	280.0	35,919 sq. mi. 93,030 sq km	\$ 16,100	3,702.8	35.4
	Iceland Reykjavik	299,388	7.8	39,768 sq. mi. 102,999 sq km	\$ 34,900	25,951.0	65.0

Sources: U.S. Census Bureau, CIA World Factbook, Energy Information Administration, International Telecommunication Union

Fast Facts: Europe

FLAG	COUNTRY Capital	POPULATION	POPULATION DENSITY (per sq. mi.)	AREA	PER CAPITA GDP (in US \$)	ELECTRICITY CONSUMPTION (kilowatt hours per person)	TELEPHONE LINES (per 100 people)
	Ireland Dublin	4,062,235	152.8	27,135 sq. mi. 70,279 sq km	\$ 34,100	5,654.6	50.0
	Italy Rome	58,133,509	512.0	116,305 sq. mi. 301,229 sq km	\$ 28,400	5,197.6	44.8
	Latvia Riga	2,274,735	91.4	24,938 sq. mi. 64,589 sq km	\$ 13,000	2,566.9	28.5
	Liechtenstein Vaduz	33,987	546.7	62 sq. mi. 161 sq km	\$ 25,000	NA	NA
	Lithuania Vilnius	3,585,906	142.4	25,174 sq. mi. 65,200 sq km	\$ 13,900	2,540.2	23.8
	Luxembourg Luxembourg	474,413	475.3	998 sq. mi. 2,585 sq km	\$ 55,600	12,882.7	79.8
	Macedonia Skopje	2,050,554	206.4	9,781 sq. mi. 25,333 sq km	\$ 7,600	2,579.2	25.2
	Malta Valletta	400,214	3,229.2	122 sq. mi. 316 sq km	\$ 19,000	4,838.1	51.6
	Moldova Chişinău	4,466,706	343.2	13,067 sq. mi. 33,843 sq km	\$ 2,100	679.7	20.3
	Monaco Monaco	32,543	42,143.0	0.75 sq. mi. 1.94 sq km	\$ 27,000	NA	NA
	Montenegro Podgorica Cetinje	630,548	116.4	5,415 sq. mi. 14,026 sq km	\$ 3,800	NA	NA
	Netherlands Amsterdam, The Hague	16,491,461	1,258.5	16,033 sq. mi. 41,525 sq km	\$ 30,600	6,162.9	48.4
	Norway Oslo	4,610,820	38.8	125,182 sq. mi. 324,220 sq km	\$ 42,400	23,003.7	47.2
	Poland Warsaw	38,536,869	327.9	120,728 sq. mi. 312,684 sq km	\$ 12,700	3,146.6	31.9
	Portugal Lisbon	10,605,870	299.7	35,672 sq. mi. 92,390 sq km	\$ 18,600	4,149.9	40.3
	Romania Bucharest	22,303,552	250.7	91,699 sq. mi. 237,499 sq km	\$ 8,400	2,024.7	20.3
	San Marino San Marino	29,251	1,262.6	24 sq. mi. 62 sq km	\$ 34,600	NA	NA

FLAG	COUNTRY Capital	POPULATION	POPULATION DENSITY (per sq. mi.)	AREA	PER CAPITA GDP (in US \$)	ELECTRICITY CONSUMPTION (kilowatt hours per person)	TELEPHONE LINES (per 100 people)
	Serbia* Belgrade	9,396,411	275.4	34,116 sq. mi. 88,361 sq km	\$ 4,400	NA	NA
	Slovakia Bratislava	5,439,448	288.8	18,859 sq. mi. 48,845 sq km	\$ 15,800	4,638.3	23.2
	Slovenia Ljubljana	2,010,347	257.2	7,827 sq. mi. 20,272 sq km	\$ 21,000	6,200.5	40.7
	Spain Madrid	40,397,842	209.5	194,897 sq. mi. 504,781 sq km	\$ 25,200	5,723.0	41.5
	Sweden Stockholm	9,016,596	56.7	173,732 sq. mi. 449,964 sq km	\$ 29,800	14,613.5	71.5
	Switzerland Bern	7,523,934	490.0	15,942 sq. mi. 41,290 sq km	\$ 35,300	7,424.6	71.0
	United Kingdom London	60,609,153	649.8	94,525 sq. mi. 244,819 sq km	\$ 30,900	5,710.1	NA
	Vatican City Vatican City	932	5,486.1	0.17 sq. mi. 0.44 sq km	NA	NA	56.3
	United States Washington, D.C.	298,444,215	84.4	3,717,810 sq. mi. 9,629,084 sq km	\$ 42,000	12,251.8	60.6

*In June 2006, Montenegro separated from its union with Serbia to become an independent nation.

The French Alps

